

Date: 07th July, 2015

To,
Delhi Stock Exchange Limited
Listing Department
DSE House,
3/1 Asaf Ali Road,
New Delhi - 110 002
mishra.p@dseindia.org.in
Security Code: 8916


Sub: - Shareholding Pattern (Clause 35 of the Listing Agreement)

Dear Sir,

Please find the enclosed Shareholding pattern as on 30th June, 2015 as per clause 35 of the listing agreement for your record and reference.

Thanking you

Yours faithfully
For Wellesley Corporation Limited



(Sumeer Narain Mathur)

Company Secretary & Chief Financial Officer



Encl: As Above

Share Holding Pattern of Wellesley Corporation Limited as on 30.06.2015

WELLESLEY CORPORATION LIMITED

Scrip Code :8916

Quarter Ended :30th June,2015

Name of the Company: Wellesley Corporation Limited

Scrip Code, Name of the scrip, class of security:8916, Wellesley, Equity

Quarter ended:30th June,2015

Partly paid-up shares:-	No. of partly paid-up shares	As a % of total no. of partly paid-up shares	As a % of total no. of shares of the company
Held by promoter/promoter group	0	0	0
Held by public	0	0	0
Total	0	0	0

Outstanding convertible securities:-	No. of outstanding securities	As a % of total no. of outstanding convertible securities	As a % of total no. of shares of the company, assuming full conversion of the convertible securities
Held by promoter/promoter group	0	0	0
Held by public	0	0	0
Total	0	0	0

Warrants:-	No. of warrants	As a % of total no. of warrants	As a % of total no. of shares of the company, assuming full conversion of warrants
Held by promoter/promoter group	0	0	0
Held by public	0	0	0
Total	0	0	0

Total paid-up capital of the company, assuming full conversion of warrants and convertible securities	13500400	0	100
--	-----------------	----------	------------



Statement Showing Shareholding Pattern

Table (I)(a)								
Category code	Category of Shareholder	Number of Shareholders	Total number of shares	Number of shares held in dematerialized form	Total shareholding as a percentage of total number of shares		Shares Pledged or otherwise encumbered	
					As a percentage of (A+B) ¹	As a percentage of (A+B+C)	Number of shares	As a percentage (IX)= (VIII)/(IV)* 100
(I)	(II)	(III)	(IV)	(V)	(VI)	(VII)	(VIII)	(IX)= (VIII)/(IV)* 100
(A)	Shareholding of Promoter and Promoter Group²							
1	Indian							
(a)	Individuals/ Hindu Undivided Family	0	0	0	0.00	0.00	0	0.00
(b)	Central Government/ State Government(s)	0	0	0	0.00	0.00	0	0.00
(c)	Bodies Corporate	1	10000000	10000000	74.07	74.07	0	0.00
(d)	Financial Institutions/ Banks	0	0	0	0.00	0.00	0	0.00
(e)	Any Others(Specify)	0	0	0	0.00	0.00	0	0.00
	Sub Total(A)(1)	1	10000000	10000000	74.07	74.07	0	0.00
2	Foreign							
a	Individuals (Non-Residents Individuals/ Foreign Individuals)	0	0	0	0.00	0.00	0	0.00
b	Bodies Corporate	0	0	0	0.00	0.00	0	0.00
c	Institutions	0	0	0	0.00	0.00	0	0.00
d	Any Others(Specify)	0	0	0	0.00	0.00	0	0.00
	Sub Total(A)(2)	0	0	0	0.00	0.00	0	0.00
	Total Shareholding of Promoter and Promoter Group (A)= (A)(1)+(A)(2)	1	10000000	10000000	74.07	74.07	0	0.00
(B)	Public shareholding							
1	Institutions							
(a)	Mutual Funds/ UTI	0	0	0	0.00	0.00	0	0.00
(b)	Financial Institutions / Banks	0	0	0	0.00	0.00	0	0.00
(c)	Central Government/ State Government(s)	0	0	0	0.00	0.00	0	0.00
(d)	Venture Capital Funds	0	0	0	0.00	0.00	0	0.00
(e)	Insurance Companies	0	0	0	0.00	0.00	0	0.00
(f)	Foreign Institutional Investors	0	0	0	0.00	0.00	0	0.00
(g)	Foreign Venture Capital Investors	0	0	0	0.00	0.00	0	0.00
(h)	Any Other (specify)	0	0	0	0.00	0.00	0	0.00
(h-i)								
(h-ii)								
	Sub-Total (B)(1)	0	0	0	0.00	0.00	0.00	0.00
B 2	Non-institutions							
(a)	Bodies Corporate	22	1968000	640800	14.58	14.58	0.00	0.00
(b)	Individuals							
I	Individuals -i. Individual shareholders holding nominal share capital up to Rs 1 lakh	1930	428967	42067	3.18	3.18	0.00	0.00
II	ii. Individual shareholders holding nominal share capital in excess of Rs. 1 lakh.	12	1103048	770348	8.17	8.17	0.00	0.00
(c)	Any Other (HUF)	2	385	385	0.00	0.00	0.00	0.00
	Sub-Total (B)(2)	1966	3500400	1453600	25.93	25.93	0.00	0.00
(B)	Total Public Shareholding (B)= (B)(1)+(B)(2)	1966	3500400	1453600	25.93	25.93	0.00	0.00
	TOTAL (A)+(B)	1967	13500400	11453600	100.00	100.00	0.00	0.00
(C)	Shares held by Custodians and against which Depository Receipts have been issued							
1	Promoter and Promoter Group	-	-	-	-	-	-	-
2	Public	-	-	-	-	-	-	-
	Sub-Total (C)	-	-	-	-	-	-	-
	GRAND TOTAL (A)+(B)+(C)	1967	13500400	11453600	100.00	100.00	0.00	0.00



Share Holding Pattern of Wellesley Corporation Limited as on 30.06.2015

Statement showing holding of securities (including shares, warrants, convertible securities) of persons belonging to the category
"Promoter and Promoter Group"

(D)(b)

(D)(b)

Sr.	Name of the shareholder	Details of Shares held		Encumbered shares (*)			Details of warrants		Details of convertible securities		Total shares (including underlying shares assuming full conversion of warrants and convertible securities) as a % of diluted share capital
		Number of shares held	As a % of grand total (A)+(B)+(C)	No.	As a percentage $(V)/(IV) \times 100$	As a % of grand total (A)+(B)+(C) of sub-clause (I)(a)	Number of warrants held	As a % total number of warrants of the same class	Number of convertible securities held	As a % total number of convertible securities of the same class	
No. (i)	(ii)	(iii)	(iv)	(v)	(vi)	(vii)	(viii)	(ix)	(x)	(xi)	(xii)
1	USHA GENERAL FOOD LTD.	10000000	74.07	0	0.00	0.00	0	0	0	0	74.07
	TOTAL	100000000	74.07	0	0.00	0.00	0	0	0	0	74.07


(*) The term "encumbrance" has the same meaning as assigned to it in regulation 28(3) of the SAST Regulations, 2011



Share Holding Pattern of Wellesley Corporation Limited as on 30.06.2015
Statement showing holding of securities (including shares, warrants, convertible securities) of persons belonging to the
category "Public" and holding more than 1% of the total number of shares

(1)(c)(i)


Sr. No.	Name of the shareholder	Number of shares held	Shares as a percentage of total number of shares (i.e., Grand Total (A)+(B)+(C) indicated in Statement at para (1)(a) above)	Details of warrants		Details of convertible securities		Total shares (including underlying shares assuming full conversion of warrants and convertible securities) as a % of diluted share capital
				Number of warrants held	As a % total number of warrants of the same class	Number of convertible securities held	% w.r.t total number of convertible securities of the same class	
1	HIGH SCALE PROPERTIES PRIVATE LIMITED	349,900	2.59	0	0	0	0	2.59
2	P SAHA INFOTECH PRIVATE LIMITED	290,500	2.15	0	0	0	0	2.15
3	LOKJEET INVESTMENT & FINANCE PRIVATE LIMITED	263,200	1.95	0	0	0	0	1.95
4	PRAJAPATI ELECTRICALS AND ELECTRONICS PVT LTD	226,900	1.68	0	0	0	0	1.68
5	SAGADH ENGINEERING PRIVATE LIMITED	226,900	1.68	0	0	0	0	1.68
6	AUSTERE GENERAL TRADES PRIVATE LIMITED	226,900	1.68	0	0	0	0	1.68
7	HARISHANKAR PAL	172,300	1.28	0	0	0	0	1.28
8	INTENT MARKETING PRIVATE LIMITED	165,800	1.23	0	0	0	0	1.23
9	MEENA PAUL	160,400	1.19	0	0	0	0	1.19
TOTAL		2,082,800	15.43	0	0	0	0	15.43



Share Holding Pattern of Wellesley Corporation Limited as on 30.06.2015
Statement showing details of locked-in shares

(I)(d)

Sr. No.	Name of the shareholder	Number of locked-in shares	Locked-in shares as a percentage of total number of shares {i.e., Grand Total (A)+(B)+(C) indicated in Statement at para (I)(a) above}
		Not Applicable	



(D)(c)(ii)

Share Holding Pattern of Wellesley Corporation Limited as on 31.03.2015

Statement showing holding of securities (including shares, warrants, convertible securities) of persons (together with PAC) belonging to the category "Public" and holding more than 5% of the total number of shares of the company

Sr. No.	Name(s) of the shareholder(s) and the Persons Acting in Concert (PAC) with them	Number of shares	Shares as a percentage of total number of shares {i.e., Grand Total (A)+(B)+(C) indicated in Statement at para (1)(a) above}	Details of warrants		Details of convertible securities		Total shares (including underlying shares assuming full conversion of warrants and convertible securities) as a % of diluted share capital
				Number of warrants	As a % total number of warrants of the same class	Number of convertible securities held	% w.r.t total number of convertible securities of the same class	
Not Applicable								



Share Holding Pattern of Wellesley Corporation Limited as on 30.06.2015
Statement showing details of Depository Receipts (DRs)

(II)(a)

Sr. No.	Type of outstanding DR (ADRs, GDRs, SDRs, etc.)	Number of outstanding DRs	Number of shares underlying outstanding DRs	Shares underlying outstanding DRs as a percentage of total number of shares {i.e., Grand Total (A)+(B)+(C) indicated in Statement at para (I)(a) above}
		Not Applicable		



(II)(b) Statement showing holding of Depository Receipts (DRs), where underlying shares held by "promoter/promoter group" are in excess of 1% of the total number of shares

Sr. No.	Name of the DR Holder	Type of outstanding DR (ADRs, GDRs, SDRs, etc.)	Number of shares underlying outstanding DRs	Shares underlying outstanding DRs as a percentage of total number of shares {i.e., Grand Total (A)+(B)+(C) indicated in Statement at para (D)(a) above}

FOR WELLESLEY CORPORATION LIMITED



Sumeer Narain Mathur
Company Secretary & Chief Financial Officer

